

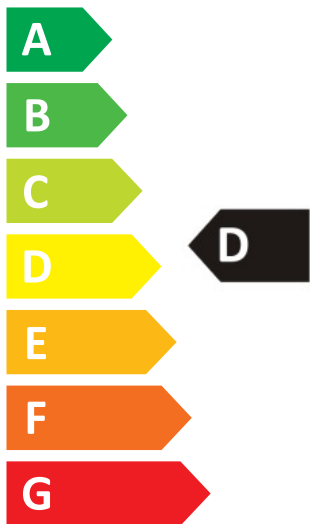



# ENERG



CANDY

CSWS4 3642DE/2-S



322 kWh/100

65 kWh/100

4,0 kg



6,0 kg

67 L



40 L

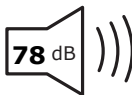
7:00



3:18



A B C D E F G



A B C D