

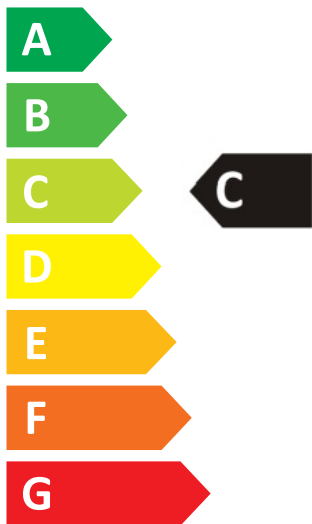
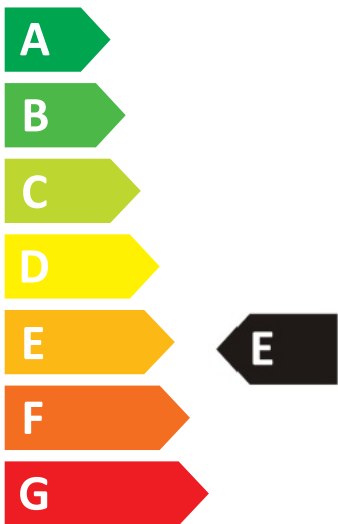


ENERG



CANDY

CSOW44645TWE/2-S



🚰 267 kWh/100

💧 56 kWh/100

4,0 kg



6,0 kg

67 L



40 L

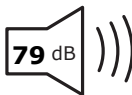
7:00



3:18



A B C D E F G



79 dB
A B C D